

Low Voltage Track System Module ML26-AL190-3W-927-35



Light Output Ratio:	100.0%	
Luminaire Power:	3.024 W	
SHR Nominal:	0.50	Calculated using the TM5
SHR Maximum:	0.65	fine grid method.

C Range: 0 - 360DEG
C Interval: 15.0DEG
Test Speed: HIGH
Temperature: 25.3DEG
Operators: Jason
Test Date: 2020-05-04

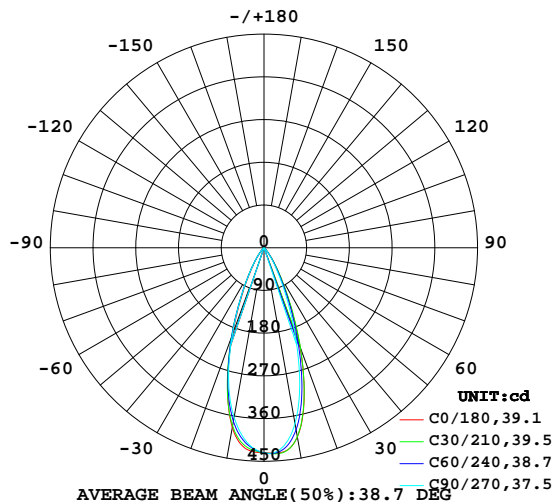
γ Range: 0 - 90DEG
γ Interval: 0.5DEG
Test System: EVERFINE GO-2000B_V1 SYSTEM V2.0.362
Humidity: 58%
Test Distance: 5.850m [K=1.0000]
Remarks:

LUMINAIRE PHOTOMETRIC TEST REPORT

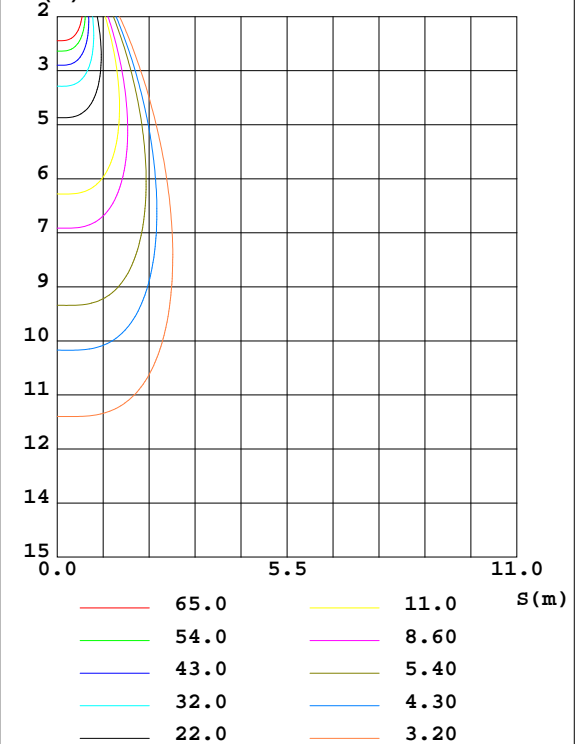
Test:U:48.00V I:0.0630A P:3.024W PF:1.000 Freq:0Hz Lamp Flux:202.323x1 lm		
NAME: ML26-AL190-3W-927-35	TYPE:Low Voltage Track System	Serial No.:
SPEC.:2700K	DIM.: L192mm*W22mm*H43mm	
MFR.: NEKO LIGHTING AG		

DATA OF LAMP		PHOTOMETRIC DATA				Eff: 66.91 lm/W
MODEL	OSRAM-2700K	I _{max} (cd)	434.8	S/MH(C0/180)	0.61	
NOMINAL POWER(W)	3	LOR(%)	100.0	S/MH(C90/270)	0.61	
RATED VOLTAGE(V)	48	TOTAL FLUX(lm)	202.32	η UP,DN(C0-180)	0.0,49.7	
NOMINAL FLUX(lm)	202.323	CIE CLASS	DIRECT	η UP,DN(C180-360)	0.0,50.3	
LAMPS INSIDE	1	η up(%)	0.0	CIBSE SHR NOM	0.50	
TEST VOLTAGE(V)	48	η down(%)	100.0	CIBSE SHR MAX	0.65	

LUMINOUS INTENSITY DISTRIBUTION DIAGRAM



C0 PLANE ISOLUX DIAGRAM (UNIT:lx)



C Range: 0 - 360DEG
 C Interval: 15.0DEG
 Test Speed: HIGH
 Temperature:25.3DEG
 Operators:Jason
 Test Date:2020-05-04

γ Range: 0 - 90DEG
 γ Interval: 0.5DEG
 Test System:EVERFINE GO-2000B_V1 SYSTEM V2.0.362
 Humidity:58%
 Test Distance:5.850m [K=1.0000]
 Remarks:

ZONAL FLUX DIAGRAM

ZONAL FLUX DIAGRAM:

γ	C0	C45	C90	C135	C180	C225	C270	C315	γ	Φ zone	Φ total	%lum, lamp
10	405.1	399.7	376.3	381.6	384.5	375.8	363.1	388.8	0- 10	39.24	39.24	19.4,19.4
20	222.6	221.9	190.3	195.4	194.2	199.9	196.1	224.7	10- 20	82.57	121.8	60.2,60.2
30	66.46	68.84	54.60	59.56	56.94	61.48	60.16	72.80	20- 30	55.56	177.4	87.7,87.7
40	13.67	12.99	11.35	11.20	12.25	13.21	14.16	15.23	30- 40	20.01	197.4	97.6,97.6
50	1.640	1.454	1.191	1.096	1.341	1.613	1.978	1.961	40- 50	4.594	202.0	99.8,99.8
60	0.0372	0.0174	0.0328	0.0087	0.0087	0.0371	0.0239	0.0394	50- 60	0.3044	202.3	100,100
70	0.0175	0.0087	0.0196	0.0087	0.0066	0.0153	0.0044	0.0175	60- 70	0.0162	202.3	100,100
80	0.0110	0.0087	0.0109	0.0109	0.0066	0.0109	0.0044	0.0131	70- 80	0.0115	202.3	100,100
90	0.0109	0.0087	0.0087	0.0109	0.0066	0.0066	0.0044	0.0066	80- 90	0.0096	202.3	100,100
100									90-100			
110									100-110			
120									110-120			
130									120-130			
140									130-140			
150									140-150			
160									150-160			
170									160-170			
180									170-180			
DEG	LUMINOUS INTENSITY:cd									UNIT:lm		

Conical surface Flux(90deg): 200.63 lm

%lum = 99.2%

%lamp = 99.2%

Conical surface Flux(120deg): 202.29 lm

%lum = 100.0%

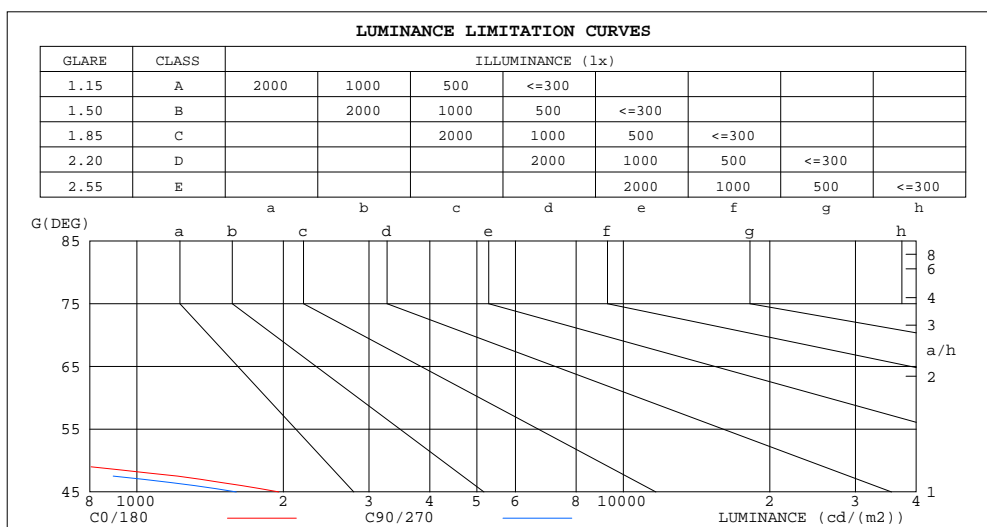
%lamp = 100.0%

C Range: 0 - 360DEG
C Interval: 15.0DEG
Test Speed: HIGH
Temperature:25.3DEG
Operators:Jason
Test Date:2020-05-04

γ Range: 0 - 90DEG
 γ Interval: 0.5DEG
Test System:EVERFINE GO-2000B_V1 SYSTEM V2.0.362
Humidity:58%
Test Distance:5.850m [K=1.0000]
Remarks:

LUMINANCE LIMITATION CURVES

Test:U:48.00V I:0.0630A P:3.024W PF:1.000 Freq:0Hz Lamp Flux:202.323x1 lm		
NAME: ML26-AL190-3W-927-35	TYPE:Low Voltage Track System	Serial No.:
SPEC.:2700K	DIM.: L192mm*W22mm*H43mm	
MFR.: NEKO LIGHTING AG		



LUMINANCE cd/(m2)		
G(DEG)	C0/180	C90/270
85	30	30
80	15	15
75	14	12
70	12	14
65	13	12
60	18	16
55	36	24
50	604	439
45	1959	1600

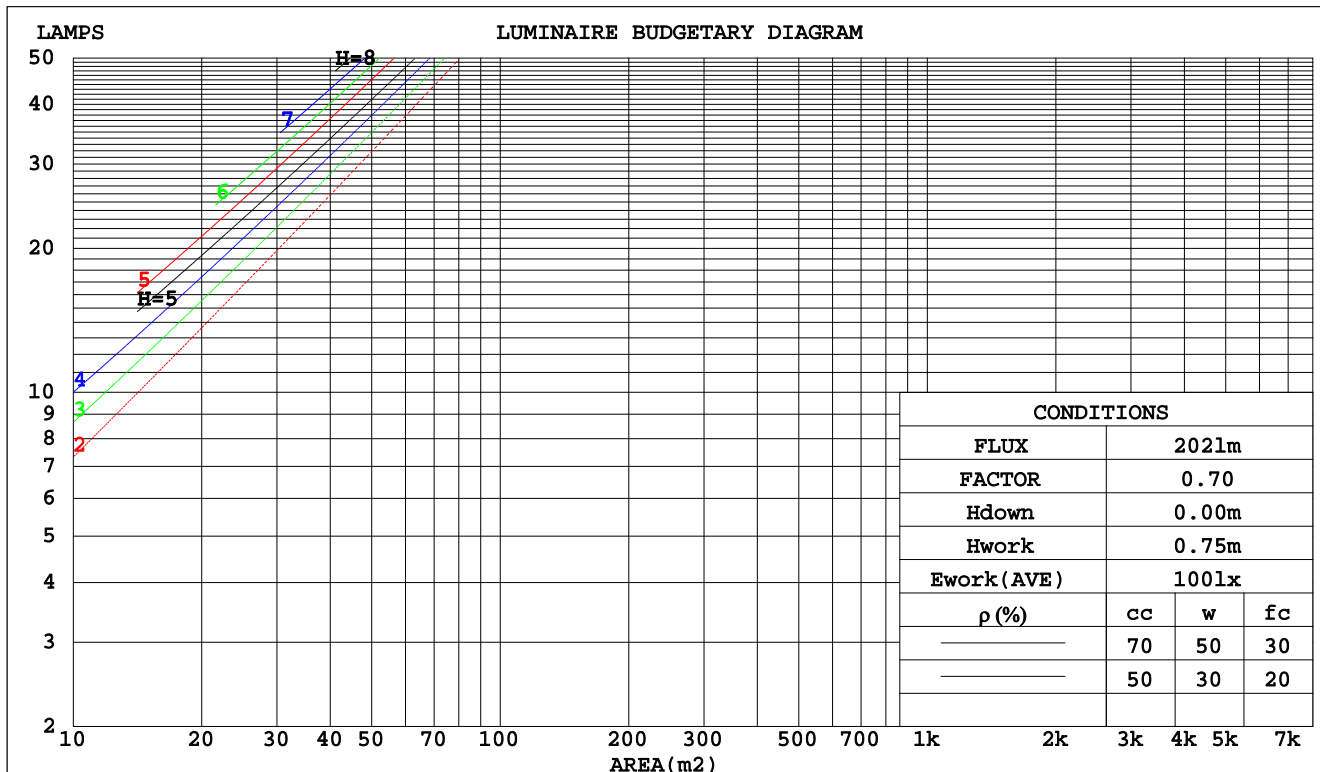
C Range: 0 - 360DEG
C Interval: 15.0DEG
Test Speed: HIGH
Temperature:25.3DEG
Operators:Jason
Test Date:2020-05-04

γ Range: 0 - 90DEG
γ Interval: 0.5DEG
Test System:EVERFINE GO-2000B_V1 SYSTEM V2.0.362
Humidity:58%
Test Distance:5.850m [K=1.0000]
Remarks:

CU AND LUMINAIRE BUDGETARY ESTIMATE DIAGRAM

Test:U:48.00V I:0.0630A P:3.024W PF:1.000 Freq:0Hz Lamp Flux:202.323x1 lm		
NAME: ML26-AL190-3W-927-35	TYPE:Low Voltage Track System	Serial No.:
SPEC.:2700K	DIM.: L192mm*W22mm*H43mm	
MFR.: NEKO LIGHTING AG		

pcc	80%			70%			50%			30%			10%			0
pw	50%	30%	10%	50%	30%	10%	50%	30%	10%	50%	30%	10%	50%	30%	10%	0
pfc	20%			20%			20%			20%			20%			0
RCR	Coefficients of Utilization(CU)															
0.0	1.19	1.19	1.19	1.16	1.16	1.16	1.11	1.11	1.11	1.06	1.06	1.06	1.02	1.02	1.02	1.00
1.0	1.12	1.10	1.08	1.10	1.08	1.06	1.06	1.04	1.03	1.02	1.01	.00	.99	.98	.97	.95
2.0	1.06	1.02	.99	1.04	1.01	.98	1.01	.98	.96	.98	.96	.94	.95	.94	.92	.91
3.0	.00	.96	.92	.99	.95	.92	.96	.93	.90	.94	.91	.89	.92	.89	.87	.86
4.0	.95	.90	.87	.94	.89	.86	.92	.88	.85	.90	.87	.84	.88	.85	.83	.82
5.0	.90	.85	.82	.89	.85	.81	.88	.84	.81	.86	.83	.80	.85	.82	.79	.78
6.0	.86	.81	.77	.85	.81	.77	.84	.80	.77	.83	.79	.76	.81	.78	.76	.74
7.0	.82	.77	.74	.81	.77	.73	.80	.76	.73	.79	.75	.73	.78	.75	.72	.71
8.0	.79	.74	.70	.78	.73	.70	.77	.73	.70	.76	.72	.69	.75	.72	.69	.68
9.0	.75	.70	.67	.75	.70	.67	.74	.70	.67	.73	.69	.66	.72	.69	.66	.65
10.0	.72	.67	.64	.72	.67	.64	.71	.67	.64	.70	.66	.64	.70	.66	.64	.62



C Range: 0 - 360DEG
C Interval: 15.0DEG
Test Speed: HIGH
Temperature:25.3DEG
Operators:Jason
Test Date:2020-05-04

γ Range: 0 - 90DEG
γ Interval: 0.5DEG
Test System:EVERFINE GO-2000B_V1 SYSTEM V2.0.362
Humidity:58%
Test Distance:5.850m [K=1.0000]
Remarks:

WEC AND CCEC

Test:U:48.00V I:0.0630A P:3.024W PF:1.000 Freq:0Hz Lamp Flux:202.323x1 lm		
NAME: ML26-AL190-3W-927-35	TYPE:Low Voltage Track System	Serial No.:
SPEC.:2700K	DIM.: L192mm*W22mm*H43mm	
MFR.: NEKO LIGHTING AG		

pcc	80%			70%			50%			30%			10%			0	
pw	50%	30%	10%	50%	30%	10%	50%	30%	10%	50%	30%	10%	50%	30%	10%	0	
pfc	20%			20%			20%			20%			20%			0	
RCR	RCR:Room Cavity Ratio						Wall Exitance Coefficients(WEC)										
0.0																	
1.0	.155	.088	.028	.148	.085	.027	.136	.078	.025	.124	.072	.023	.114	.066	.021		
2.0	.146	.080	.025	.141	.077	.024	.130	.072	.023	.121	.068	.021	.112	.063	.020		
3.0	.138	.073	.022	.133	.071	.022	.125	.068	.021	.117	.064	.020	.109	.060	.019		
4.0	.131	.068	.020	.127	.066	.020	.119	.063	.019	.113	.060	.018	.106	.058	.018		
5.0	.124	.063	.018	.121	.062	.018	.115	.060	.018	.109	.057	.017	.103	.055	.017		
6.0	.119	.059	.017	.116	.058	.017	.110	.056	.016	.105	.054	.016	.100	.053	.016		
7.0	.113	.056	.016	.111	.055	.016	.106	.053	.015	.101	.052	.015	.097	.050	.015		
8.0	.109	.053	.015	.106	.052	.015	.102	.051	.015	.098	.050	.014	.094	.048	.014		
9.0	.104	.050	.014	.102	.050	.014	.098	.049	.014	.095	.047	.014	.091	.046	.013		
10.0	.100	.048	.013	.098	.047	.013	.095	.046	.013	.091	.045	.013	.088	.044	.013		

pcc	80%			70%			50%			30%			10%			0
pw	50%	30%	10%	50%	30%	10%	50%	30%	10%	50%	30%	10%	50%	30%	10%	0
pfc	20%			20%			20%			20%			20%			0
RCR	RCR:Room Cavity Ratio						Ceiling Cavity Exitance Coefficients(CCEC)									
0.0	.190	.190	.190	.163	.163	.163	.111	.111	.111	.064	.064	.064	.020	.020	.020	
1.0	.170	.158	.147	.145	.135	.126	.099	.093	.087	.057	.054	.051	.018	.017	.016	
2.0	.153	.133	.116	.131	.114	.100	.090	.079	.070	.052	.046	.041	.017	.015	.013	
3.0	.139	.113	.093	.119	.098	.081	.082	.068	.057	.047	.040	.033	.015	.013	.011	
4.0	.128	.098	.076	.110	.085	.066	.075	.059	.046	.044	.035	.027	.014	.011	.009	
5.0	.118	.086	.063	.101	.075	.055	.070	.052	.039	.040	.031	.023	.013	.010	.008	
6.0	.110	.077	.053	.095	.066	.046	.065	.047	.033	.038	.027	.019	.012	.009	.006	
7.0	.103	.069	.045	.089	.060	.039	.061	.042	.028	.036	.025	.016	.012	.008	.005	
8.0	.097	.062	.039	.084	.054	.034	.058	.038	.024	.034	.022	.014	.011	.007	.005	
9.0	.092	.057	.033	.079	.049	.029	.055	.035	.021	.032	.021	.012	.010	.007	.004	
10.0	.087	.052	.029	.075	.046	.026	.052	.032	.018	.030	.019	.011	.010	.006	.004	

C Range: 0 - 360DEG
C Interval: 15.0DEG
Test Speed: HIGH
Temperature:25.3DEG
Operators:Jason
Test Date:2020-05-04

γ Range: 0 - 90DEG
γ Interval: 0.5DEG
Test System:EVERFINE GO-2000B_V1 SYSTEM V2.0.362
Humidity:58%
Test Distance:5.850m [K=1.0000]
Remarks:

UGR(Unified Glare Rating) Table

Test:U:48.00V I:0.0630A P:3.024W PF:1.000 Freq:0Hz Lamp Flux:202.323x1 lm										
NAME: ML26-AL190-3W-927-35					TYPE:Low Voltage Track SystemSerial No.:					
SPEC.:2700K					DIM.: L192mm*W22mm*H43mm					
MFR.: NEKO LIGHTING AG										
ceiling/cavity	0.7	0.7	0.5	0.5	0.3	0.7	0.7	0.5	0.5	0.3
walls	0.5	0.3	0.5	0.3	0.3	0.5	0.3	0.5	0.3	0.3
working plane	0.2	0.2	0.2	0.2	0.2	0.2	0.2	0.2	0.2	0.2
Room dimensions	Viewed crosswise					Viewed endwise				
x = 2H y = 2H	14.5	15.3	14.7	15.4	15.6	13.6	14.4	13.8	14.5	14.7
3H	14.3	15.1	14.6	15.3	15.4	13.4	14.1	13.6	14.3	14.5
4H	14.2	14.9	14.5	15.2	15.4	13.3	14.0	13.6	14.2	14.4
6H	14.2	14.8	14.5	15.0	15.3	13.2	13.9	13.5	14.1	14.4
8H	14.1	14.7	14.4	15.0	15.2	13.2	13.8	13.5	14.1	14.3
12H	14.1	14.7	14.4	14.9	15.2	13.1	13.7	13.5	14.0	14.3
4H 2H	14.2	14.9	14.5	15.2	15.4	13.3	14.0	13.6	14.2	14.4
3H	14.1	14.7	14.4	14.9	15.2	13.1	13.7	13.5	14.0	14.3
4H	14.0	14.5	14.3	14.8	15.1	13.0	13.6	13.4	13.9	14.2
6H	13.9	14.4	14.2	14.7	15.0	12.9	13.4	13.3	13.8	14.1
8H	13.8	14.3	14.2	14.6	15.0	12.9	13.3	13.3	13.7	14.1
12H	13.8	14.2	14.2	14.6	14.9	12.8	13.3	13.2	13.6	14.0
8H 4H	13.8	14.3	14.2	14.6	15.0	12.9	13.3	13.3	13.7	14.1
6H	13.7	14.1	14.1	14.5	14.9	12.8	13.2	13.2	13.5	14.0
8H	13.7	14.0	14.1	14.4	14.8	12.7	13.1	13.2	13.5	13.9
12H	13.6	13.9	14.1	14.3	14.8	12.7	13.0	13.1	13.4	13.9
12H 4H	13.8	14.2	14.2	14.6	14.9	12.8	13.3	13.2	13.6	14.0
6H	13.7	14.0	14.1	14.4	14.8	12.7	13.1	13.2	13.5	13.9
8H	13.6	13.9	14.1	14.3	14.8	12.7	13.0	13.1	13.4	13.9
Variations with the observer position at spacings:										
S = 1.0H	+ 3.7 / -27.8					+ 3.2 / -26.8				
1.5H	+ 6.0 / -26.6					+ 5.5 / -25.6				
2.0H	+ 8.0 / -21.3					+ 7.6 / -20.4				

CIE Pub.117, 202.3 lm Total Lamp Luminous Flux Correct ($8\log(F/F_0) = -5.6$)

C Range: 0 - 360DEG
C Interval: 15.0DEG
Test Speed: HIGH
Temperature:25.3DEG
Operators:Jason
Test Date:2020-05-04

γ Range: 0 - 90DEG
 γ Interval: 0.5DEG
Test System:EVERFINE GO-2000B_V1 SYSTEM V2.0.362
Humidity:58%
Test Distance:5.850m [K=1.0000]
Remarks:

UTILIZATION FACTORS TABLE

Test:U:48.00V I:0.0630A P:3.024W PF:1.000 Freq:0Hz Lamp Flux:202.323x1 lm		
NAME: ML26-AL190-3W-927-35	TYPE:Low Voltage Track System	Serial No.:
SPEC.:2700K	DIM.: L192mm*W22mm*H43mm	
MFR.: NEKO LIGHTING AG		

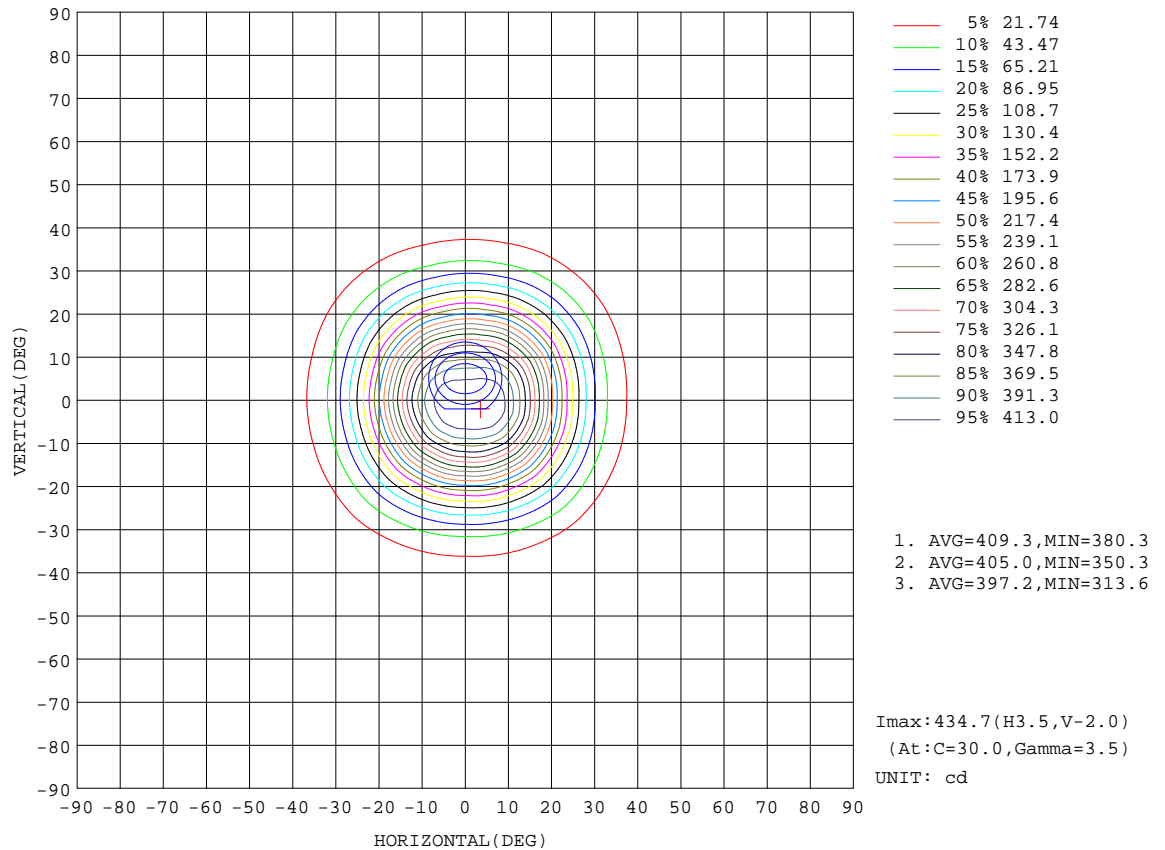
REFLECTANCE										
Ceiling	0.8	0.8	0.8	0.7	0.7	0.7	0.5	0.5	0.5	0
Walls	0.7	0.5	0.3	0.7	0.5	0.3	0.7	0.5	0.3	0
Working plane	0.2	0.2	0.2	0.2	0.2	0.2	0.2	0.2	0.2	0
ROOM INDEX	UTILIZATION FACTORS(PERCENT) $k(RI) \times RCR = 5$									
k = 0.60	90	84	81	90	84	81	89	84	80	77
0.80	97	92	88	97	91	88	95	91	88	85
1.00	101	96	93	100	96	92	99	95	92	88
1.25	105	100	97	104	99	96	102	98	96	92
1.50	107	103	100	106	102	99	104	101	98	94
2.00	110	106	103	108	105	102	106	103	101	96
2.50	111	108	105	110	106	104	106	104	102	96
3.00	112	109	107	111	108	106	107	105	104	97
4.00	114	112	110	112	110	108	109	107	106	99
5.00	116	113	112	113	112	110	110	108	107	100
ROOM INDEX	UF(total)									Direct
According to DIN EN 13032-2 2004				Suspended				SHRNOM = 1.25		

C Range: 0 - 360DEG
 C Interval: 15.0DEG
 Test Speed: HIGH
 Temperature:25.3DEG
 Operators:Jason
 Test Date:2020-05-04

γ Range: 0 - 90DEG
 γ Interval: 0.5DEG
 Test System:EVERFINE GO-2000B_V1 SYSTEM V2.0.362
 Humidity:58%
 Test Distance:5.850m [K=1.0000]
 Remarks:

ISOCANDELA DIAGRAM

Test:U:48.00V I:0.0630A P:3.024W PF:1.000 Freq:0Hz Lamp Flux:202.323x1 lm		
NAME: ML26-AL190-3W-927-35	TYPE:Low Voltage Track System	Serial No.:
SPEC.:2700K	DIM.: L192mm*W22mm*H43mm	
MFR.: NEKO LIGHTING AG		




C Range: 0 - 360DEG
C Interval: 15.0DEG
Test Speed: HIGH
Temperature:25.3DEG
Operators:Jason
Test Date:2020-05-04

γ Range: 0 - 90DEG
γ Interval: 0.5DEG
Test System:EVERFINE GO-2000B_V1 SYSTEM V2.0.362
Humidity:58%
Test Distance:5.850m [K=1.0000]
Remarks:

AAI Figure

Test:U:48.00V I:0.0630A P:3.024W PF:1.000 Freq:0Hz Lamp Flux:202.323x1 lm		
NAME: ML26-AL190-3W-927-35	TYPE:Low Voltage Track System	Serial No.:
SPEC.:2700K	DIM.: L192mm*W22mm*H43mm	
MFR.: NEKO LIGHTING AG		

Flux out:113.9 lm



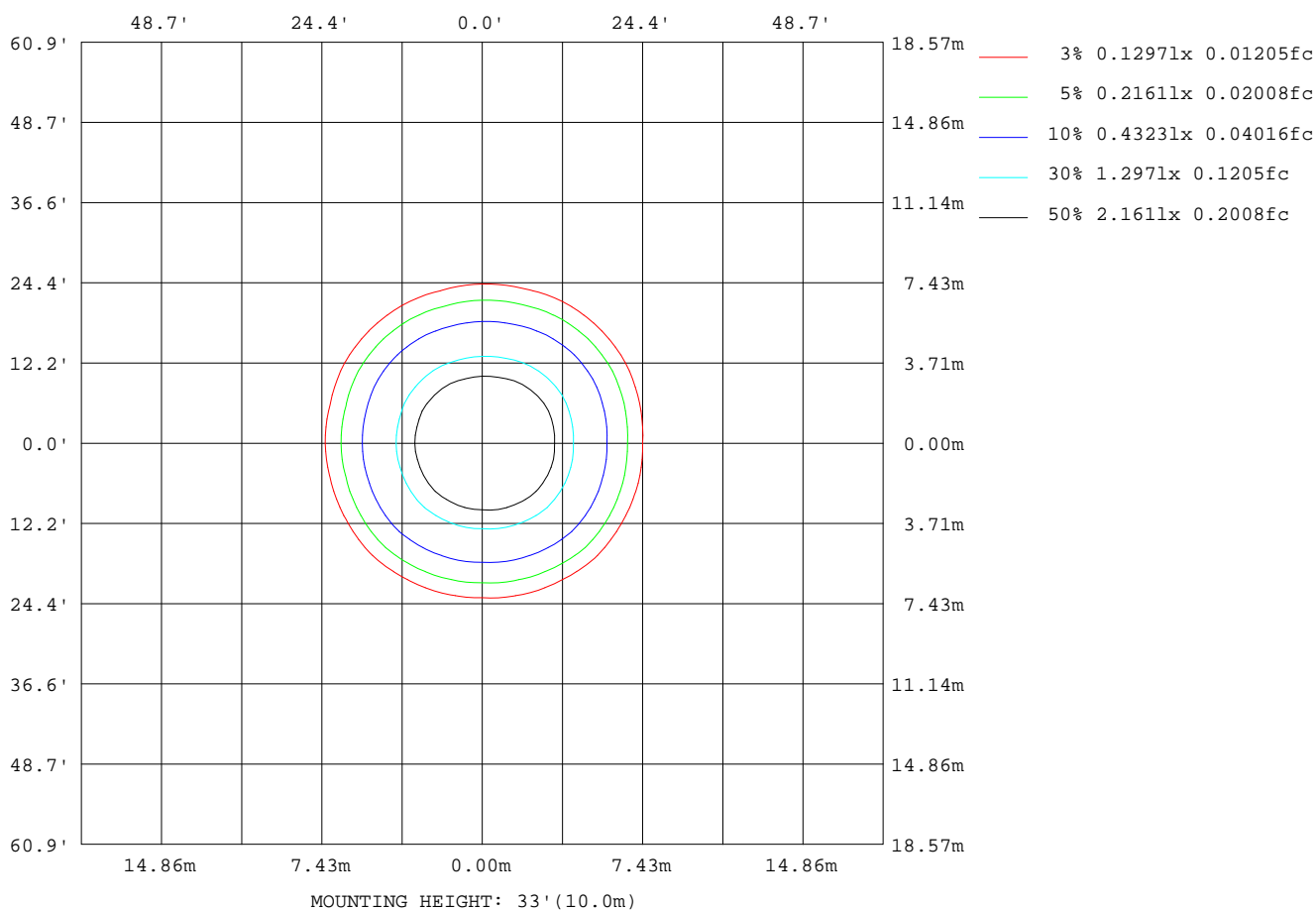
Note:The Curves indicate the illuminated area and the average illumination when the luminaire is at different distance.

C Range: 0 - 360DEG
C Interval: 15.0DEG
Test Speed: HIGH
Temperature:25.3DEG
Operators:Jason
Test Date:2020-05-04

γ Range: 0 - 90DEG
γ Interval: 0.5DEG
Test System:EVERFINE GO-2000B_V1 SYSTEM V2.0.362
Humidity:58%
Test Distance:5.850m [K=1.0000]
Remarks:

ISOLUX DIAGRAM

Test:U:48.00V I:0.0630A P:3.024W PF:1.000 Freq:0Hz Lamp Flux:202.323x1 lm		
NAME: ML26-AL190-3W-927-35	TYPE:Low Voltage Track System	Serial No.:
SPEC.:2700K	DIM.: L192mm*W22mm*H43mm	
MFR.: NEKO LIGHTING AG		



C Range: 0 - 360DEG
C Interval: 15.0DEG
Test Speed: HIGH
Temperature:25.3DEG
Operators:Jason
Test Date:2020-05-04

γ Range: 0 - 90DEG
γ Interval: 0.5DEG
Test System:EVERFINE GO-2000B_V1 SYSTEM V2.0.362
Humidity:58%
Test Distance:5.850m [K=1.0000]
Remarks:

LED Avg.L Report

Test:U:48.00V I:0.0630A P:3.024W PF:1.000 Freq:0Hz Lamp Flux:202.323x1 lm		
NAME: ML26-AL190-3W-927-35	TYPE:Low Voltage Track System	Serial No.:
SPEC.:2700K	DIM.: L192mm*W22mm*H43mm	
MFR.: NEKO LIGHTING AG		

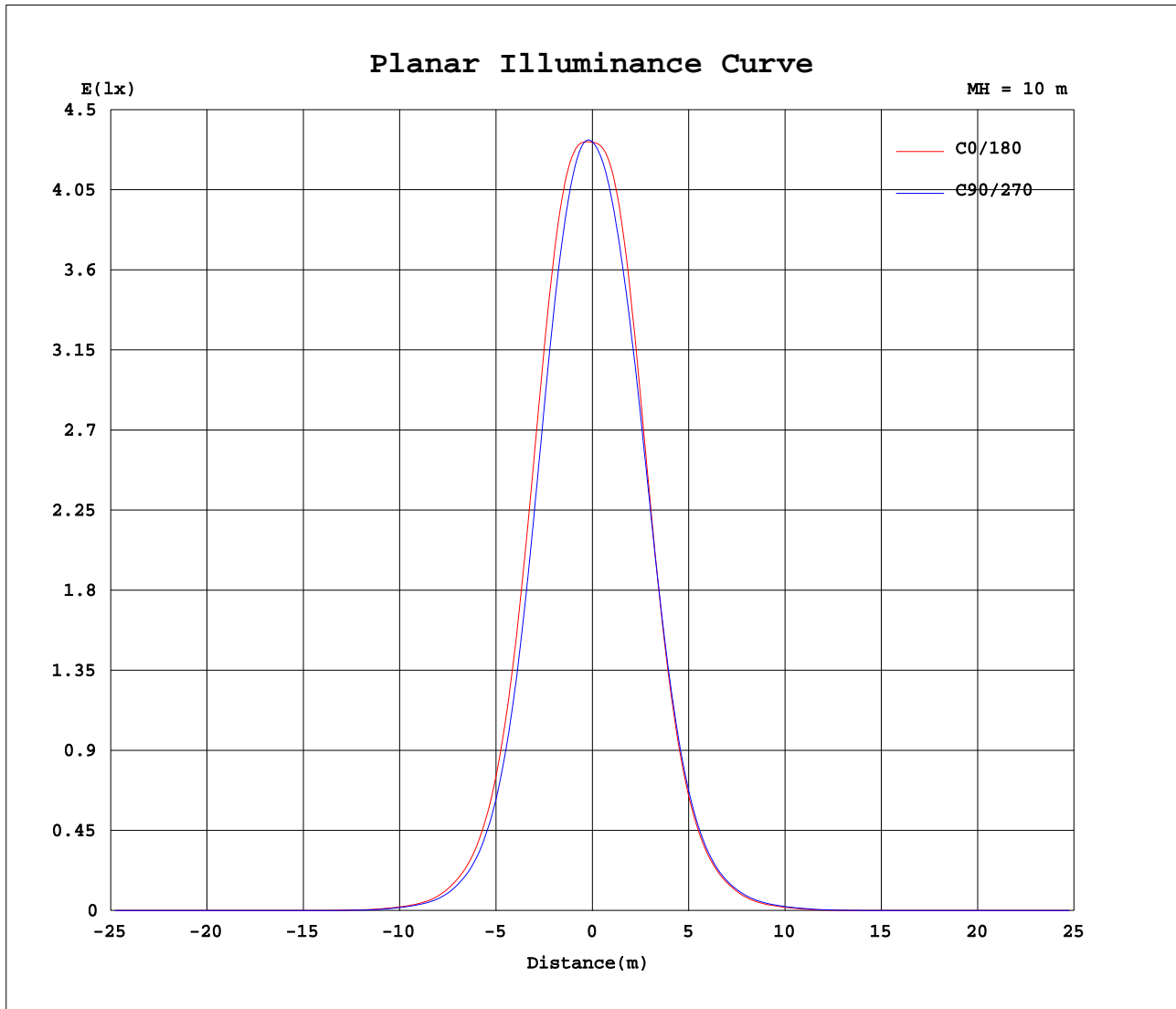
AvgL	cd/m2
L_0~180(65)av	9
L_0~180(75)av	10
L_0~180(85)av	24
L_90~270(65)av	7
L_90~270(75)av	8
L_90~270(85)av	21
L_45(65)av	9
L_45(75)av	11
L_45(85)av	25

Standard: GB/T 29293-2012

C Range: 0 - 360DEG
C Interval: 15.0DEG
Test Speed: HIGH
Temperature:25.3DEG
Operators:Jason
Test Date:2020-05-04

γ Range: 0 - 90DEG
γ Interval: 0.5DEG
Test System:EVERFINE GO-2000B_V1 SYSTEM V2.0.362
Humidity:58%
Test Distance:5.850m [K=1.0000]
Remarks:

Planar Illuminance Curve



C Range: 0 - 360DEG
C Interval: 15.0DEG
Test Speed: HIGH
Temperature: 25.3DEG
Operators: Jason
Test Date: 2020-05-04

γ Range: 0 - 90DEG
 γ Interval: 0.5DEG
Test System: EVERFINE GO-2000B_V1 SYSTEM V2.0.362
Humidity: 58%
Test Distance: 5.850m [K=1.0000]
Remarks:

```

γ Range: 0 - 90DEG
γ Interval: 0.5DEG
Test System:EVERFINE GO-2000B_V1 SYSTEM V2.0.362
Humidity:58%
Test Distance:5.850m [K=1.0000]
Remarks:

```

```

γ Range: 0 - 90DEG
γ Interval: 0.5DEG
Test System:EVERFINE GO-2000B_V1 SYSTEM V2.0.362
Humidity:58%
Test Distance:5.850m [K=1.0000]
Remarks:

```